



ATHENS NETWORK
ADVANCED TECHNOLOGY
HIGHER EDUCATION NETWORK

SURVIVAL GUIDE ATHENS MADRID UPM MARCH 2018



Contents

1. MUST DO & MUST HAVE	2
2. WHERE IS MY ACCOMODATION?	4
3. HOW DO I GET TO THE ACCOMMODATION?	6
4. SCHEDULE	8
Friday, March 16 th – Welcome Party	9
Saturday, March 17 th – Registration & Official Opening / <i>Reina Sofia Museum</i>	11
Sunday, March 18 th – Prado museum/ City Rally	14
Monday, March 19 th – Friday, 23: Lectures	16
Wednesday, March 21 st : Night Walk	19
Friday, March 23 rd – Farewell Party	20
Saturday, March 24 th - Departure day	22



1. MUST DO & MUST HAVE

- GROUPS

We have a Facebook and a Whatsapp group, which we will use to answer all your questions and to keep you posted of any change. Join them :)



Facebook Group: <https://www.facebook.com/groups/1229684763830469/>



Whatsapp Group: <https://chat.whatsapp.com/4WK4QE87sHy17zWgmuL2CE>

- EMERGENCY NUMBERS

These are some **emergency** contact phone numbers:

Organiser 1: +34 654 22 10 71

Organiser 2: +34 622 57 64 74

- METRO

One of the best ways to travel through Madrid is the Metro which is a rail system. It operates every day from 6:00 AM until 1:30 AM and the trains pass every few minutes, so it is quite a quick way to get everywhere in Madrid. There is a **Metro Map** which we highly recommend you to download:

https://www.metromadrid.es/export/sites/metro/comun/documentos/planos/Planoe_squematicoingles.pdf

Take a look at the webpage of the Metro. You may find it very useful, as in this page you can enter two metro stations and it tells you how to get from one station to the other, which trains you have to take and the time it will take you to get there. In this webpage you will also find the prices of the tickets and where to buy them.

https://www.metromadrid.es/en/viaja_en_metro/trayecto_recomendado/index.html

- COMPLAINTS FOR FOREIGN TOURISTS SERVICE

In case you may need it, you can call the following number:

Telephone reports: +34 902 102 112



This service is available in different languages. Here you have the hours you can use it in each language:

LANGUAGE	OPENING HOURS
English	From 9:00h to 21:00h (Monday to Sunday)
French	From 9:00h to 21:00h (Monday to Sunday)
German	From 9:00h to 15:00h (Monday to Sunday)
Italian	From 9:00h to 15:00h (Monday to Sunday)



2. WHERE IS MY ACCOMODATION?

The people who requested for accommodation will stay in the **International Youth Hostel La Posada de Huertas**, whose address is written below:

La Posada de Huertas

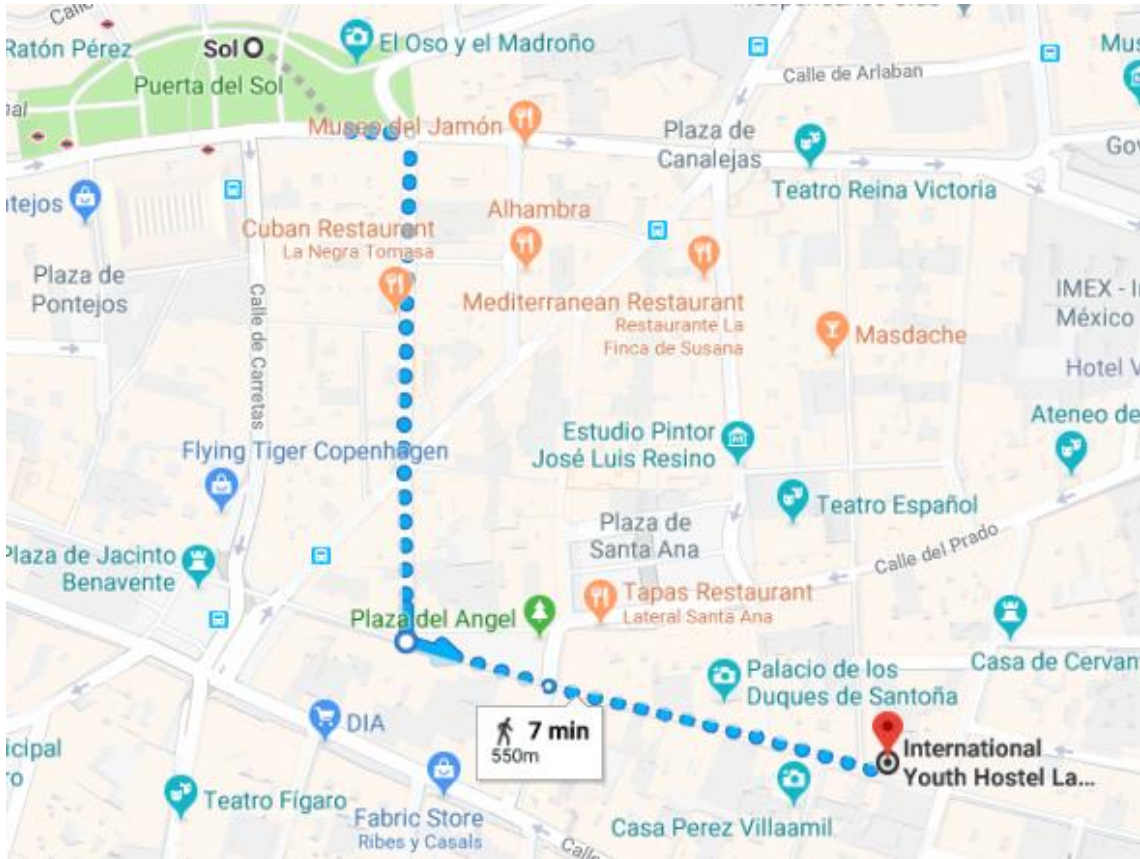
[Calle de las Huertas, 21, 28014 Madrid](#)

Phone: +34 91 429 55 26

Metro Station: **Antón Martín Line 1 (Light Blue)**, 2 minutes walking from the metro station



Metro station: **Sol** is also close to the accommodation. It takes about 7 minutes walking to reach it and there you can take three metro lines (**Line 1**, **Line 2**, **Line 3**) and two *Cercanías Lines (C3, C4)*.



CHECK-IN: Friday, March 16th after 13:00h
CHECK-OUT: Saturday, March 24th before 10:30h



3. HOW DO I GET TO THE ACCOMMODATION?

FROM THE AIRPORT:

Option 1 - Metro:



Take the metro in any airport terminal, **Line 8** to **Nuevos Ministerios**. In **Nuevos Ministerios** change to **Line 10 (Navy Blue)** to **Tribunal** station and there change again to **Line 1 (Light Blue)** to **Antón Martín**.

Metro is the easiest way to reach the hostel from any airport terminal.

Option 2:

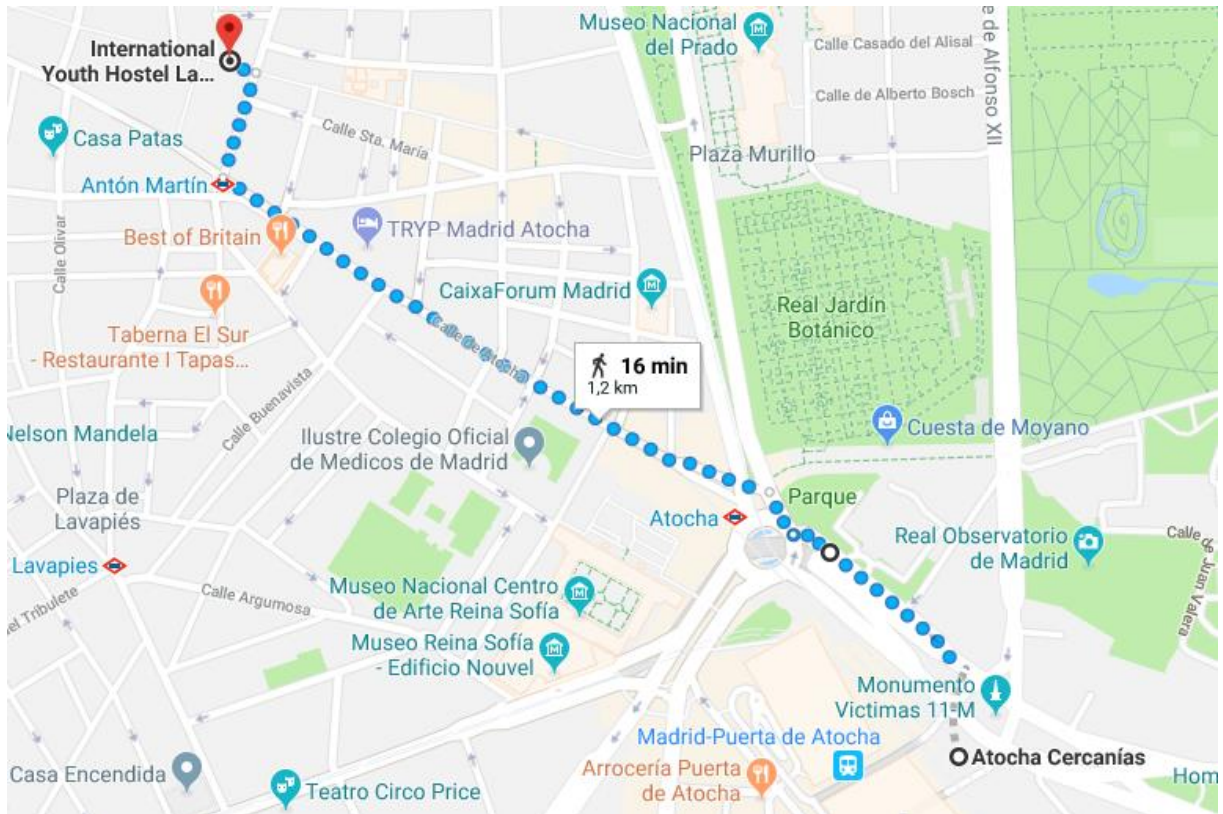
Cercanías train / Airport Bus to Atocha

You can choose between *Cercanías* train (**C1**) or Airport Bus. Both of them will take you to **Atocha** Station. Just keep in mind that **C1 Cercanías** Line only sets off from Terminal 4 of the airport. If you arrive at a different terminal, you have to take a free bus from T1/T2/T3 to T4, outside any terminal.

From Atocha Station to the accommodation

From **Atocha** Station there are about 15 minutes walking to the hostels, through *Atocha Street*, getting *Anton Martín Square*. You can find a map on the next page.

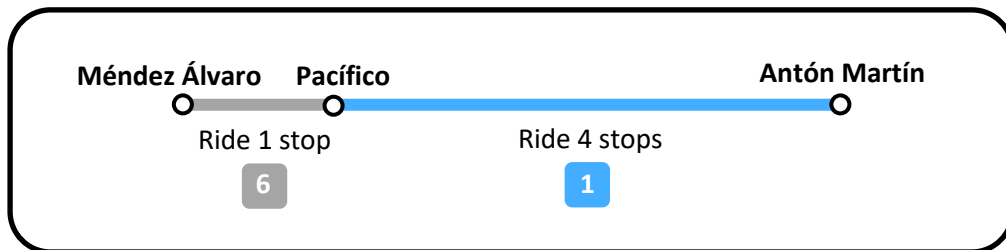
Alternatively you can take buses 6, 26 or 32 to get there or metro **Line 1** from **Atocha** to **Antón Martín**.



<https://goo.gl/maps/9kjp3oNgKRP2>

FROM MÉNDEZ ÁLVARO MAIN BUS STATION:

The bus station has its own *Metro* Station inside, called **Méndez Álvaro** as well. Take the *Metro* there, **Line 6 (Grey)** to **Pacífico** (1 stop). There change to **Line 1 (Light Blue)** to **Antón Martín**.



4. SCHEDULE

Friday, March 16th: Welcome Party

Saturday, March 17th: Registration & Official Opening / Reina Sofia Museum

Sunday, March 18th: Prado/ City Rally

Monday, March 19th – Friday, 17: Lectures

Wednesday, March 21st: Night Walk

Friday, March 23rd: Farewell Party



Friday, March 16th – Welcome Party

The party will take place at **Sala Mitty** ([Calle Julián Romea, 4, 28003 Madrid](#))

Meeting point 23:00h at Guzmán el Bueno metro station
(Line 6 and Line 7)

One drink ticket is provided by BEST-UPM students. You must show your ID-Card with a picture to the BEST-UPM students that will be at the pub entrance **BEFORE 00:00h**.

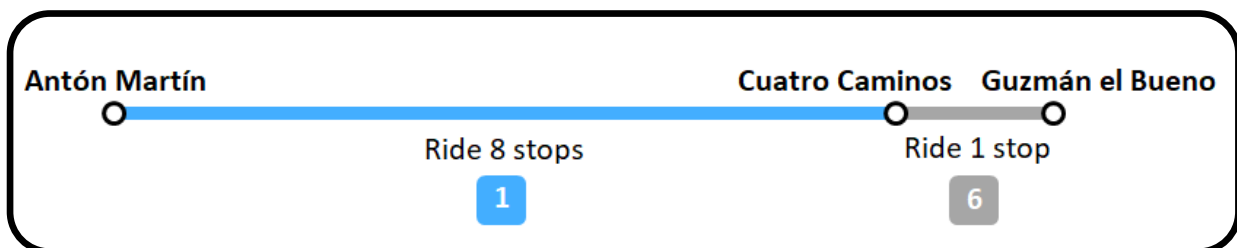
IMPORTANT:

- Make sure you **bring your ID** (with a picture), your passport or similar along with you. We need to identify you.
- Come quite smartly dressed. If you're not, you might not get admitted by the staff.
- **BEFORE 00:00h!**



DINNER IS NOT INCLUDED

How to reach the meeting point: To go from the accommodation, the best way is to take the metro **line 1** in *Antón Martín* to *Cuatro Caminos* and there take metro **line 6** to *Guzmán el Bueno*.



Going back to the accommodation:

- **Before 1:30h:** you can take the metro back to the accommodations.
- **After 1:30h:** If you stay longer (as we hope you will), you have other options:
 - The city has an efficient network of **night transport** that works during all night so you can come back to the hostel by bus whenever you want. You can go in 'búho' (owl) buses that end and begin their line at Cibeles Square and their frequency depends on the day of the week, being around 40 minutes from Sunday to

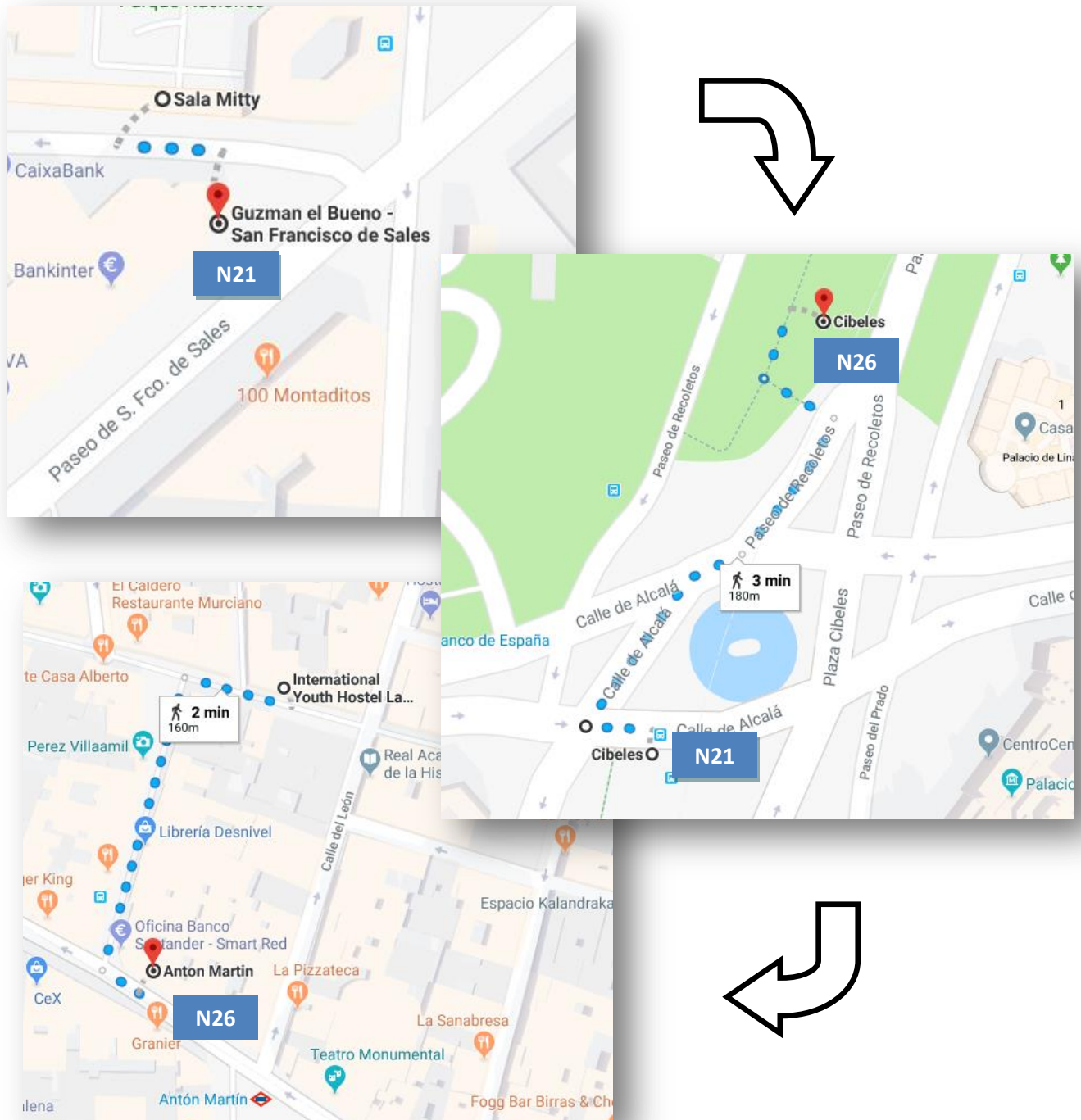


Thursday and 20 minutes in Friday and Saturday nights.

You'll have to take the **N21** at San Fco. de Sales - Guzman el Bueno towards Plaza de Cibeles (11 stops) and there take **N26** towards Aluche and get off the bus at the station of Antón Martín (4 stops). You can go walking from Plaza de Cibeles to the hostel (15 minutes approx.). (Map below).

You can take different buses depending on the hour; we would recommend you to check the best alternative on [Google maps](#).

- You may also take a **taxi**. There are many taxis in Madrid and they are not particularly expensive, especially if you are not alone, and you will be not.



Saturday, March 17th – Registration & Official Opening / *Reina Sofia Museum*

11:00h Registration and Official Opening at **Rectorado de la Universidad Politécnica de Madrid, Edificio A.**

You should look for the table with the number of your course and do the registration there. You have to pay the fee for the Social Activities and Organizers will give you your welcome Pack.

Students have to pay for the European Dimension Activities Fee:
25€ during registration!
(Please, try to bring the exact amount of the fee)

Directions to Rectorado A UPM:

[Av/Ramiro de Maeztu 7 28040, Madrid](#)

Phone: +34 91 336 61 68

Metro stop: Metropolitano, Line 6 (Grey).

Exit : Juan XXIII



How to reach the meeting point...	
<u>From the airport:</u>	<u>From the accomodation:</u>
Do take the metro in the airport, any terminal, Line 8 to <i>Nuevos Ministerios</i> (7 stops). There, take metro Line 6 to <i>Metropolitano</i> (4 stops).	Take the metro in <i>Antón Martín</i> , Line 1 , to <i>Cuatro Caminos</i> . There, take the metro again, Line 6 , to <i>Metropolitano</i> . (about 35 minutes)
In <i>Metropolitano</i> station, take the exit <i>Juan XXIII</i>, and follow the map.	

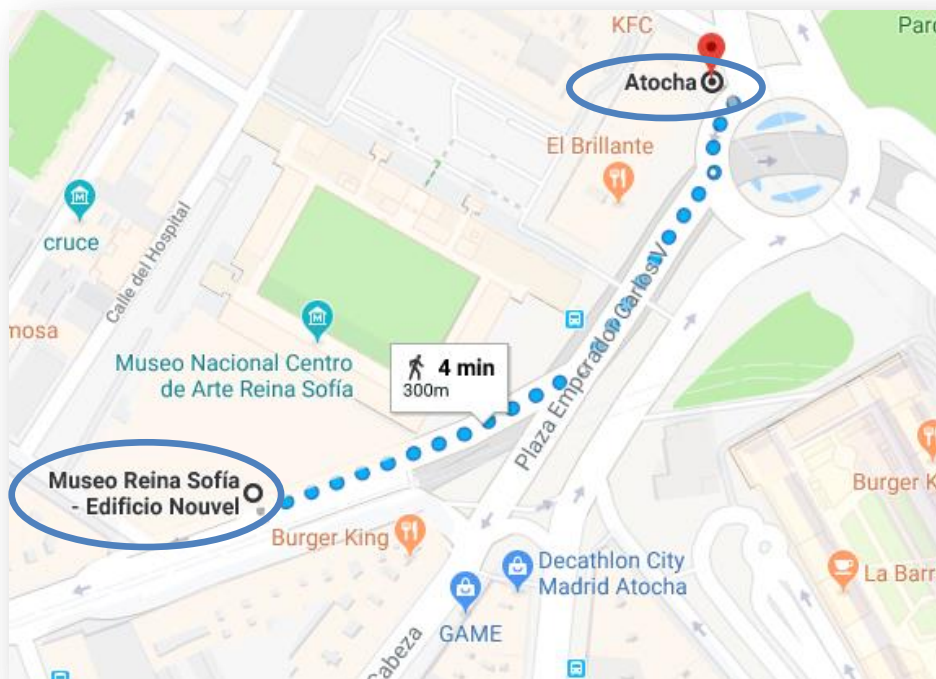
11:30h Official Opening Ceremony

Official Opening Ceremony to the ATHENS March 2018 Session, with the participation of UPM International Office and ATHENS Coordinators, and professors of the ATHENS Session Courses, along with the Students Delegates ("Team Leaders") in charge of the students-tutoring for the extra-academic activities. After having lunch together, we will go to Reina Sofía museum.



LUNCH WILL BE PROVIDED

15:45h Visit to Museo Nacional Centro de Arte Reina Sofía. We will meet at the entrance of the Nouvel building(you might see an statue there)





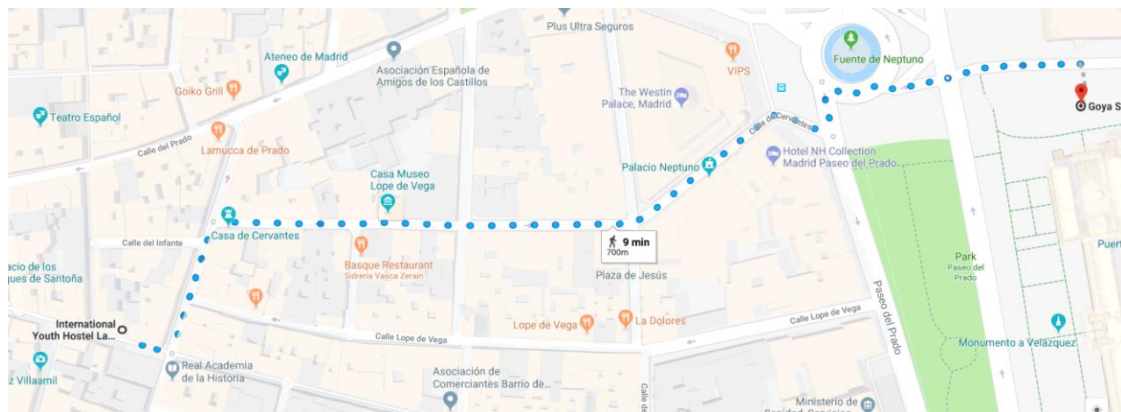

IMPORTANT:

- It is forbidden to take pictures inside the museum, so you are not allowed to go inside with your camera. You can leave it at the lockers in the entrance of the museum.
- Don't forget to bring your **student's card** with you!

Sunday, March 18th – Prado museum/ City Rally

Visit to *Museo del Prado*, lunch at the Retiro Park and City Rally.

Meeting point 11:00h at the square in front of *el Museo del Prado* museum (You may see a statue of Goya in front of the entrance of the museum).



IMPORTANT:

- It is forbidden to take pictures inside the museum, so you are not allowed to go inside with your camera. You can leave it at the lockers in the entrance of the museum.
- Don't forget to bring your **student's card** with you!

After the visit to *Museo del Prado* we will go to the *Retiro Park* and will have lunch there.



LUNCH WILL BE PROVIDED THIS DAY

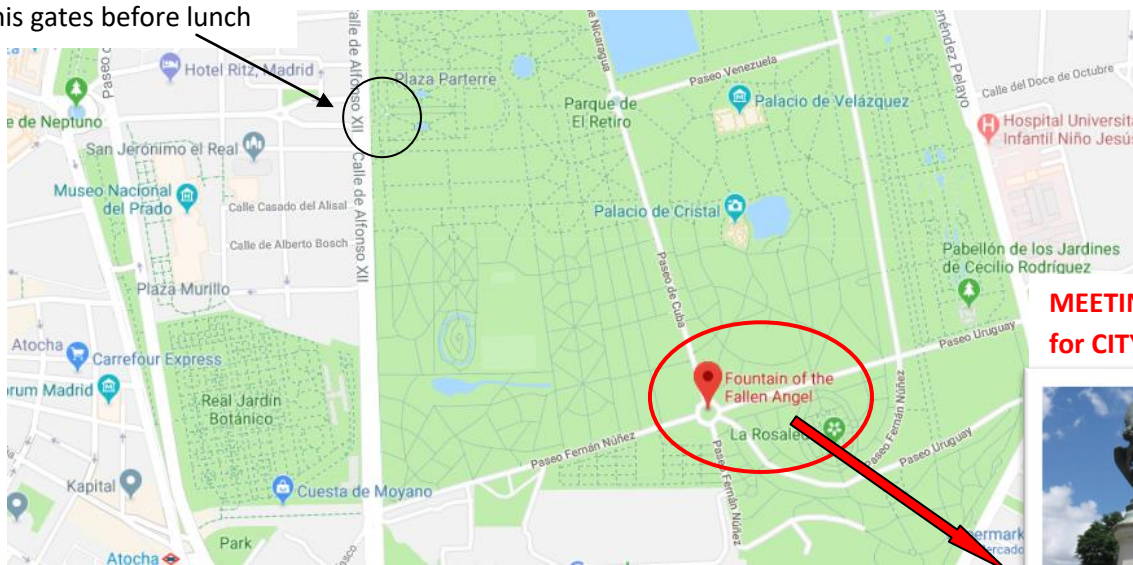
After lunch you will have some free time. We would recommend you to spend some time visiting *Retiro Park*

17:00h City Rally

It consists on a little game to make a first contact with the city and with the other participants of the programme. All the participants, divided into groups, will enjoy a journey around the city of Madrid, playing little games in some of the more famous points of the city.

Meeting point 17:00h at the Fountain of the Fallen Angel.

We'll be entering the Retiro through this gates before lunch



**MEETING POINT
for CITY RALLY:**



The City Rally will finish about **19:00h at Sol**.



Monday, March 19th – Friday, 23: Lectures

LIST OF COURSES:

UPM-94 Simulation Tools in Sound Reinforcement

SITE: ETSI Sistemas de Telecomunicación

[Campus Sur Universidad Politécnica de Madrid, Crtra de Valencia, km 7, 28031 Madrid](#)

Coordinator: Juan José Gómez-Alfageme

Phone: +34 913365481

Email: juanjose.gomez.alfageme@upm.es

UPM-110 Biomedical Digital Signal Processing

SITE: ETSI Sistemas de Telecomunicación

[Campus Sur Universidad Politécnica de Madrid, Crtra de Valencia, km 7, 28031 Madrid](#)

Coordinator: David Luengo

Phone: +34 913365217

Email: david.luengo@upm.es

UPM-122 Material & Process Selection in Industrial Design

SITE: ETSI Diseño Industrial

[Ronda de Valencia, 3, 28012 Madrid](#)

Coordinator: Pedro Armisen Bobo

Phone: +34 913367693

Email: pedro.armisen@upm.es

UPM-123 Inclusion in Sport: Promotion sport participation of people with disabilities through technology and science

SITE: INEF

[Universidad Politécnica de Madrid, Calle Martín Fierro, 7, 28040 Madrid](#)

Coordinator: Javier Pérez Tejero

Phone: +34 913364137

Email: j.perez@upm.es

UPM-124 Geometric and numerical methods in control theory

SITE: ETS Arquitectura

[Av. Juan de Herrera, 4, 28040 Madrid](#)

Coordinator: María Barbero Liñán

Phone: +34 913366562

Email: m.barbero@upm.es



UPM-125 Madrid: Heroes and Villains**SITE: ETS Arquitectura**[Av. Juan de Herrera, 4, 28040 Madrid](#)Coordinator: Angela Ruiz

Phone: +34 696064566

Email: angela.ruiz@upm.es**UPM-126 Exercise is Medicine: from theory to practice****SITE: INEF**[Universidad Politécnica de Madrid, Calle Martín Fierro, 7, 28040 Madrid](#)Coordinator: Marcela González Gross

Phone: +34 913364039 / 4134

Email: marcela.gonzalez.gross@upm.es / s.calonge@upm.es**UPM-127 The Basic of construction products in a circular economy: from End-of-life products to secondary raw materials****SITE: ETSI Agronómica, Alimentaria y de Biosistemas**[Av. Puerta de Hierro, nº 2 - 4, 28040 Madrid](#)Coordinator: Justo García-Navarro

Phone: +34 913365863

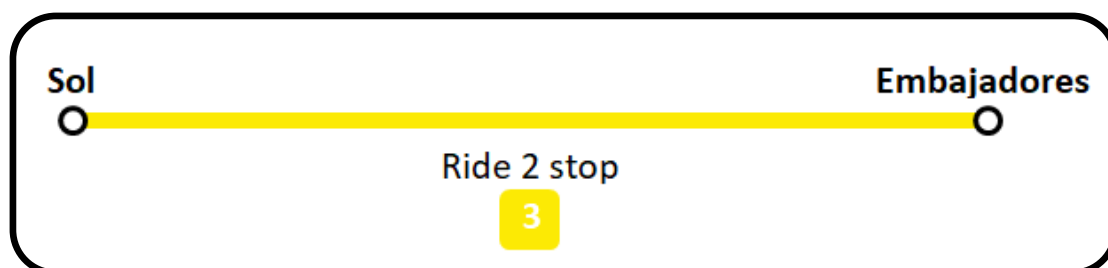
Email: justo.gnavarro@upm.es / ana.jimenez@upm.es

There will be different Meeting Points (you will find out how to get below), where some BEST-UPM student will be waiting for you on Monday to walk you to the different lecture rooms.

From the accommodation to ETSI Diseño Industrial:

Take the Metro in the station *Sol*, **Line 3** to *Embajadores* and walk for about 2 minutes.

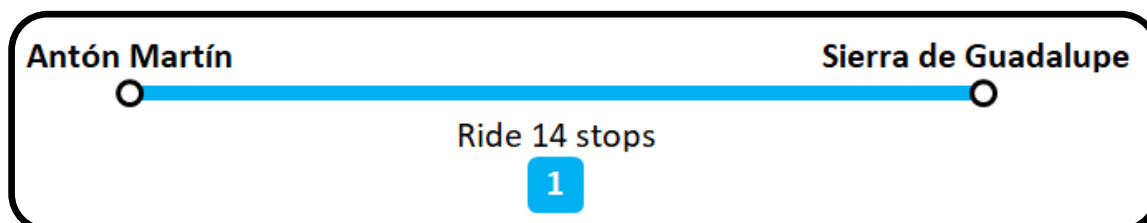
The whole journey will take about 15 minutes.



From the accommodation to ETSI Sistemas de Telecomunicación:


Take the Metro in the station *Antón Martín*, **Line 1** to *Sierra de Guadalupe* and walk for about 13 minutes.

The whole journey will take about 40 minutes.

**From the accommodation to INEF:**

Take the Metro in the station *Antón Martín*, **Line 1** to *Sierra de Guadalupe*. In *Cuatro Caminos* change to **Line 6** to *Ciudad Universitaria* and walk for about 11 minutes.

The whole journey will take about 40 minutes.

**From the accommodation to ETSI Arquitectura:**

Take the Metro in the station *Antón Martín*, **Line 1** to *Cuatro Caminos*. In *Cuatro Caminos* change to **Line 6** to *Ciudad Universitaria* and walk for about 10 minutes.

The whole journey will take about 36 minutes.

From the accommodation to ETSI Agronómica, A y B:

Take the Metro in the station *Antón Martín*, **Line 1** to *Cuatro Caminos*. In *Cuatro Caminos* change to **Line 6** to *Ciudad Universitaria* and walk for about 15 minutes.

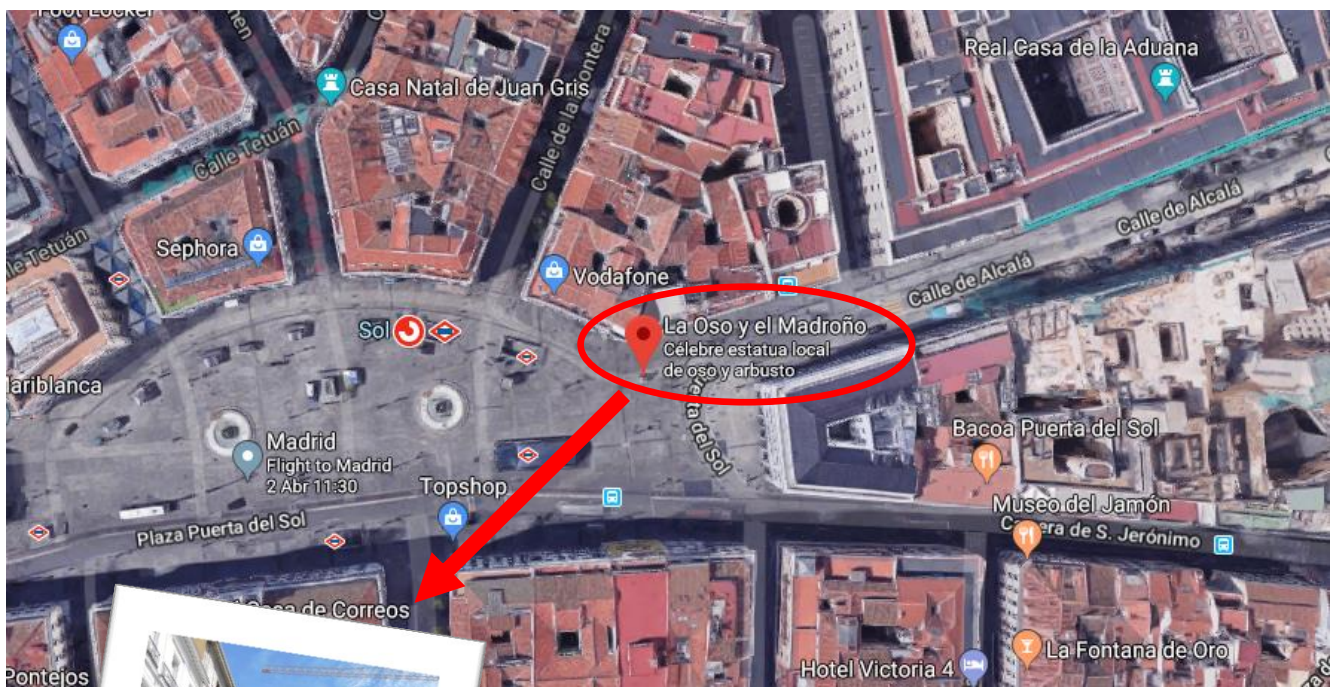
The whole journey will take about 40 minutes.



Wednesday, March 21st: Night Walk

The purpose of the Night Walk is to show you some of the most emblematic places of the city at night. It will take up an hour and a half approx. then we will take you to some pubs to grab some drinks and party for a while.

Meeting point **21:00h at Sol**, near to the statue of “el Oso y el Madroño” (as you can see in the map, it’s located in front of the entrance to Sol from Alcalá street)



From the accommodation:

The meeting point is quite close to the accommodation; we would recommend you to go walking.



DINNER IS NOT INCLUDED

Friday, March 23rd – Farewell Party

The party will take place at a place called **Bolshoi** ([Av. de Brasil, 3b, 28020 Madrid](#))

Meeting point 23:00h at Estrecho metro station ([Line 1](#))

One drink ticket is provided by BEST-UPM students. You must show your ID-Card with a picture to the BEST-UPM students that will be at the pub entrance **BEFORE 00:00h**.

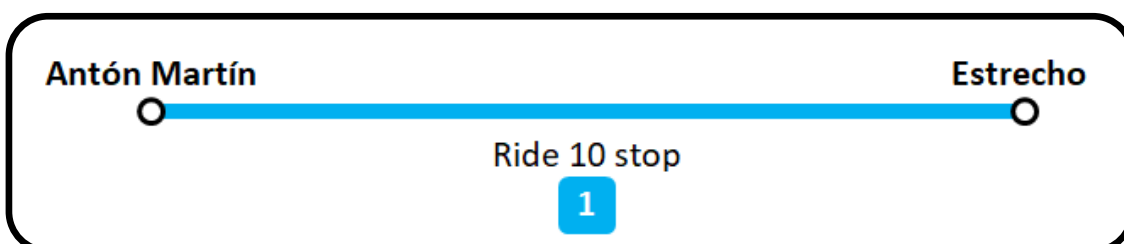
IMPORTANT:

- Make sure you **bring your ID** (with a picture), your passport or similar along with you. We need to identify you.
- Come quite smartly dressed. If you're not, you might not get admitted by the staff.
- **BEFORE 00:00h!**



DINNER IS **NOT** INCLUDED

How to reach the meeting point: To go from the accommodation, the best way is to take the metro [line 1](#) in *Antón Martín* to *Estrecho* station.



Going back to the accommodation:

- **Before 1:30h:** you can take the metro back to the accommodations.


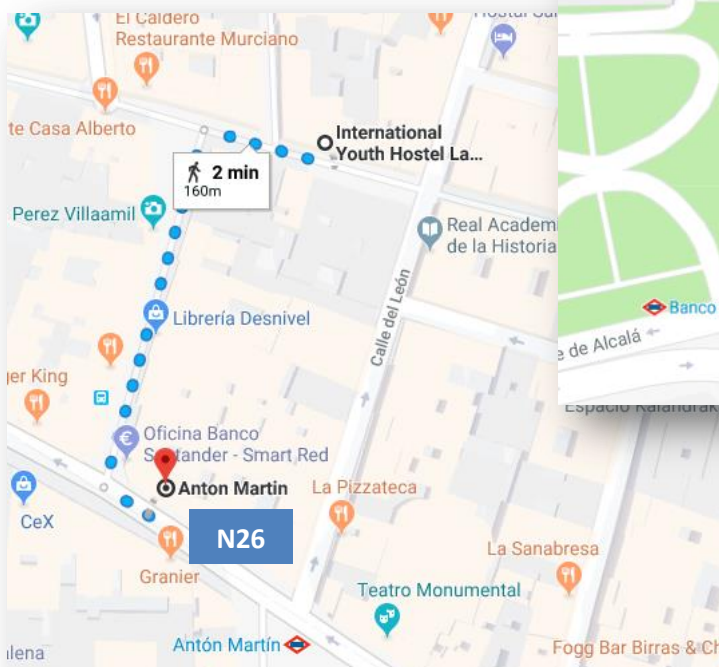
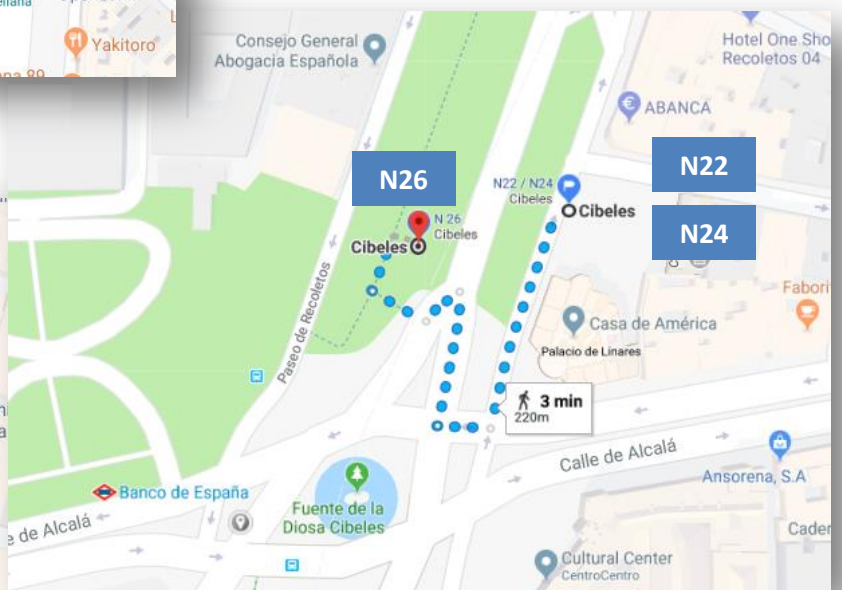
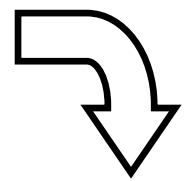
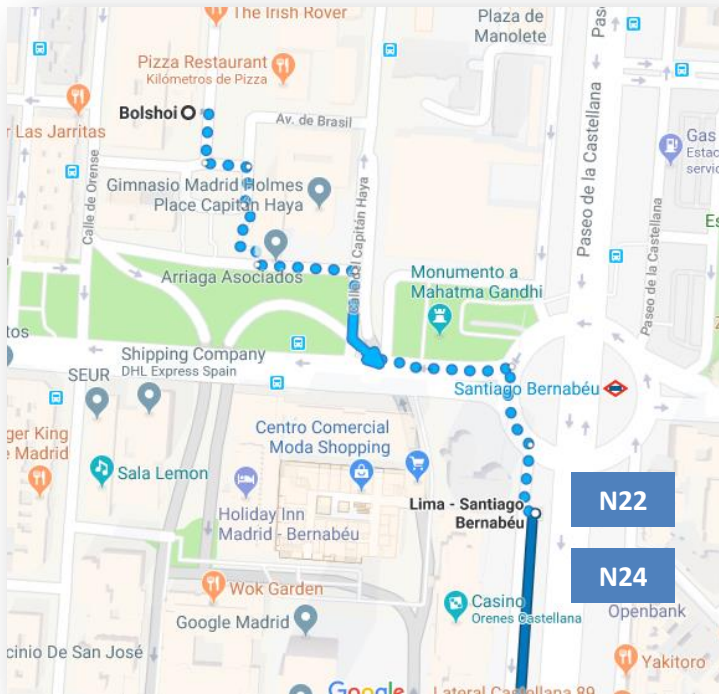
- **After 1:30h:** If you stay longer (as we hope you will), you have other options:

- You'll have to take the **N22** (12 stops to Cibeles) or **N24** (10 stops to Cibeles) at Lima - Santiago Bernabeu towards Plaza de Cibeles. Once you get there you can take the **N26** towards Aluche and get off at the station of *Anton Martín* (4 stops) or you can go walking from Plaza de Cibeles to the hostel (15 minutes approx.). (Map below). You can take different buses depending on the hour; we would recommend you to



check the best alternative on [Google maps](#).

- You may also take a **taxi**. There are many taxis in Madrid and they are not particularly expensive, especially if you are not alone, and you will be not.



Saturday, March 24th - Departure day

You are supposed to leave the hostel on Saturday, March 24th, before 10:30h, hopefully with a great experience in your pocket! ;)

